

# HMF 2420-K



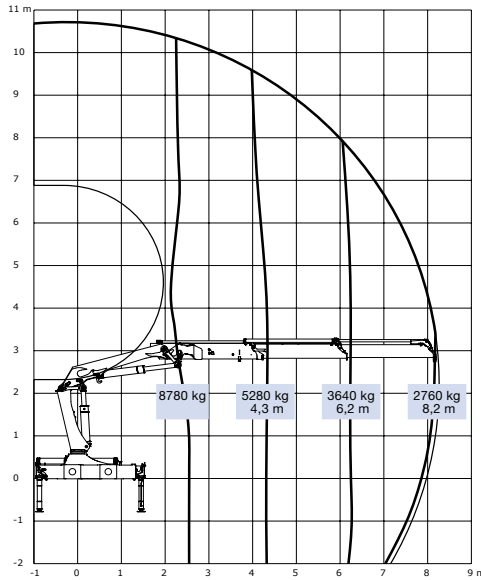
- power to lift.

# HMF Knuckle Boom Loader 2420-K

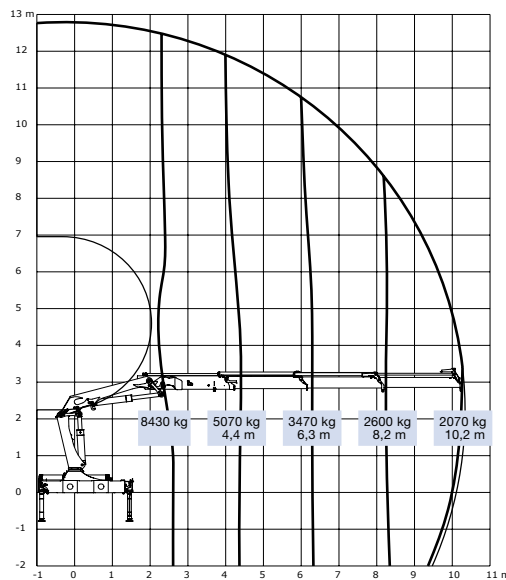
## The HMF 2420-K Series

- The HMF 2420-K Series has been developed and tested to reduce the need for maintenance and service thanks to hard wearing and reliable solutions.
- All hoses and pipes are placed internally and are well protected. This protects the hoses and pipes, and gives a perfect interaction between functionality of the loader and ease of maintenance.
- The RCL 5300 is monitoring the conditions of both the loader and the Fly-Jib in relation to load moment, operation and function, this gives the operator a constant, full view of the working situation.
- Models equipped with Fly-Jib and hydraulic winch can be folded in the stowing position with the wire fitted, this supersedes the previous necessity to strip the wire before folding the loader.
- The HMF InfoCentre (Pat. Pending/option) monitors the loader operation and indicates the load moment of both the loader and the Fly-Jib, thus allowing the loader to be operated in the best possible position to solve the lifting task.
- A range of optional extras are available, e.g. hydraulic winch, hydraulic extra valves routed to the end of the Fly-Jib extensions, this allows operation of hydraulic accessories and manual extensions with safety equipment.

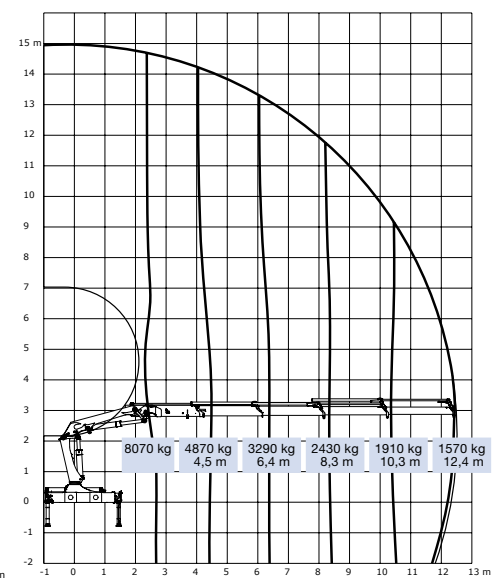
HMF 2420-K2



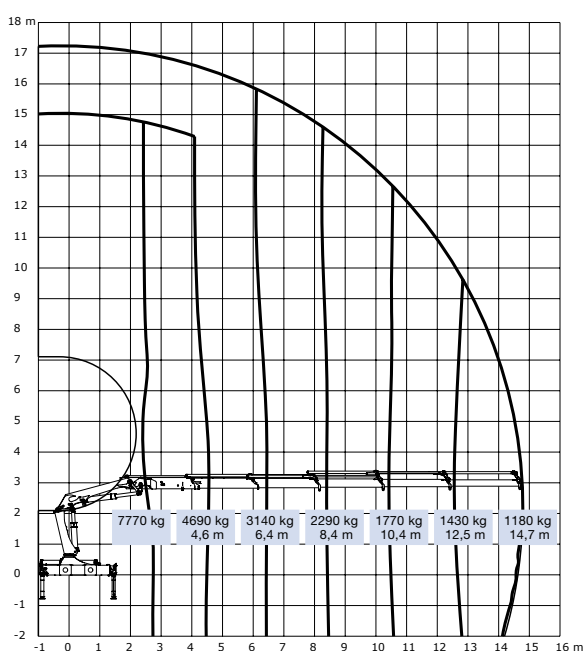
HMF 2420-K3



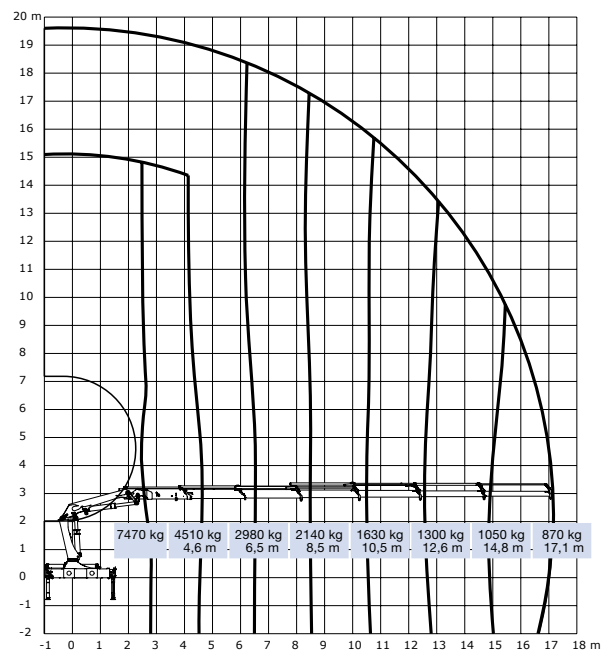
HMF 2420-K4



HMF 2420-K5



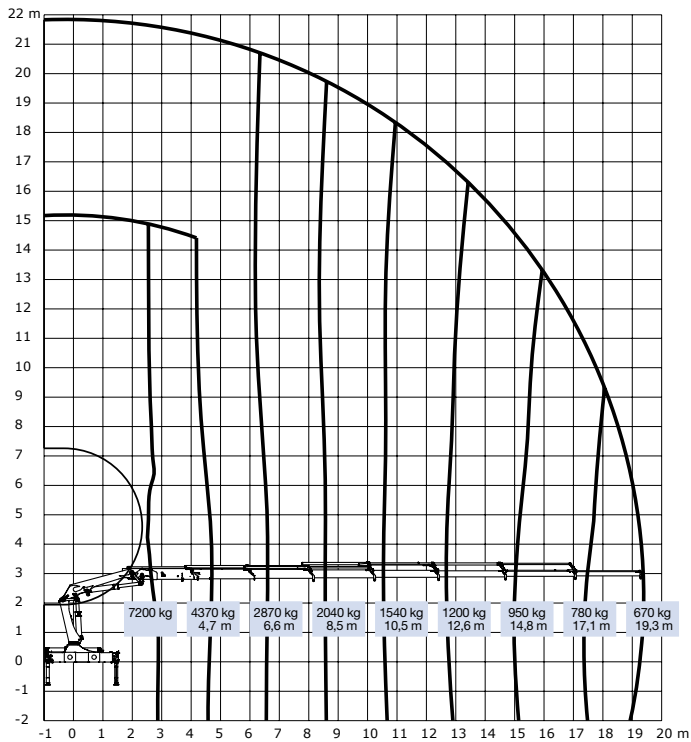
HMF 2420-K6



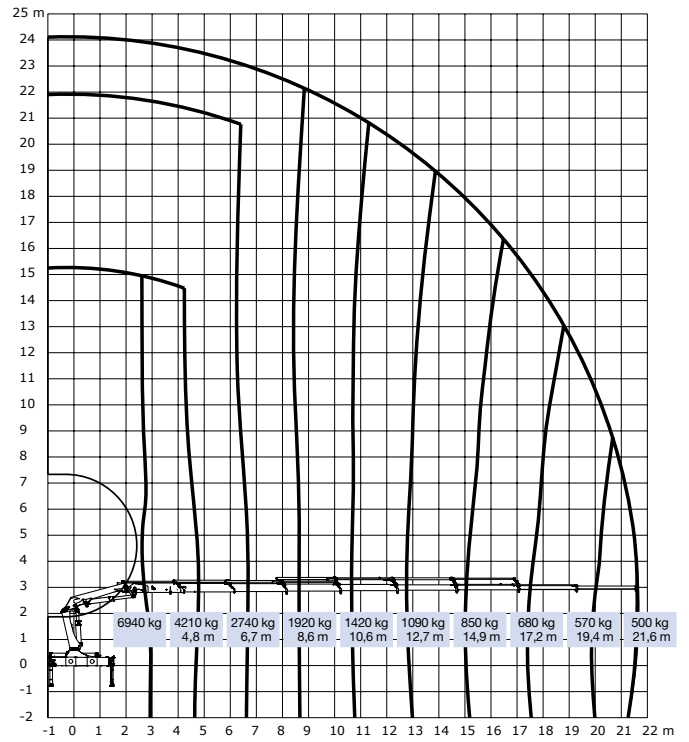
Loading group B3	Unit	2420-K2	2420-K3	2420-K4	2420-K5	2420-K6	2420-K7	2420-K8
Load moment	tm	22.9	22.4	21.8	21.4	20.9	20.6	20.1
Hydraulic reach	m	8.3	10.3	12.5	14.8	17.2	19.4	21.7
Slewing torque	kgm	2762	2762	2762	2762	2762	2762	2762
Slewing angle	°	400	400	400	400	400	400	400
Max. heel at max. moment	°	5	5	5	5	5	5	5
Working pressure	Bar	330	330	330	330	330	330	330
Recommended pump performance	l/min	60	60	60	60	60	60	60
Height above chassis	mm	2295	2295	2295	2295	2295	2295	2295
Length of loader, no extra valves	mm	880	880	880	880	880	990	990
Length of loader, with extra valves	mm	1000	1000	1000	1000	1000	-	-
Width	mm	2500	2500	2500	2500	2500	2500	2500
Stabilizer spread, standard	mm	5575	5575	5575	5575	5575	5575	5575
Stabilizer spread, double	mm	6455	6455	6455	6455	6455	6455	6455
Weight of standard loader excl. stabilizers*	kg	1980	2150	2350	2500	2640	2745	2830
Weight of stabilizers, standard*	kg	290	290	290	290	290	290	290
Weight of stabilizers, double*	kg	365	365	365	365	365	365	365

\* Weight excl. fittings, optional extras and oil.

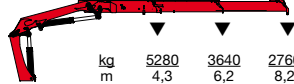
HMF 2420-K7



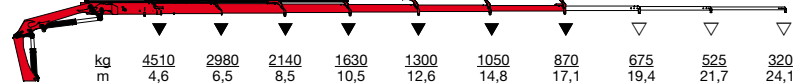
HMF 2420-K8



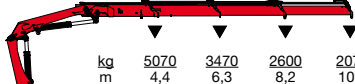
HMF 2420-K2



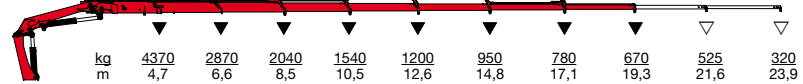
HMF 2420-K6



HMF 2420-K3



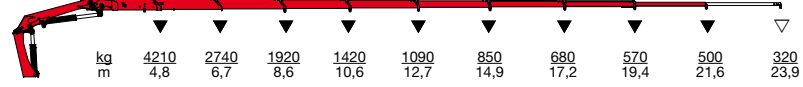
HMF 2420-K7



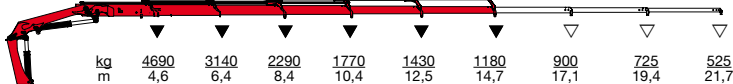
HMF 2420-K4



HMF 2420-K8



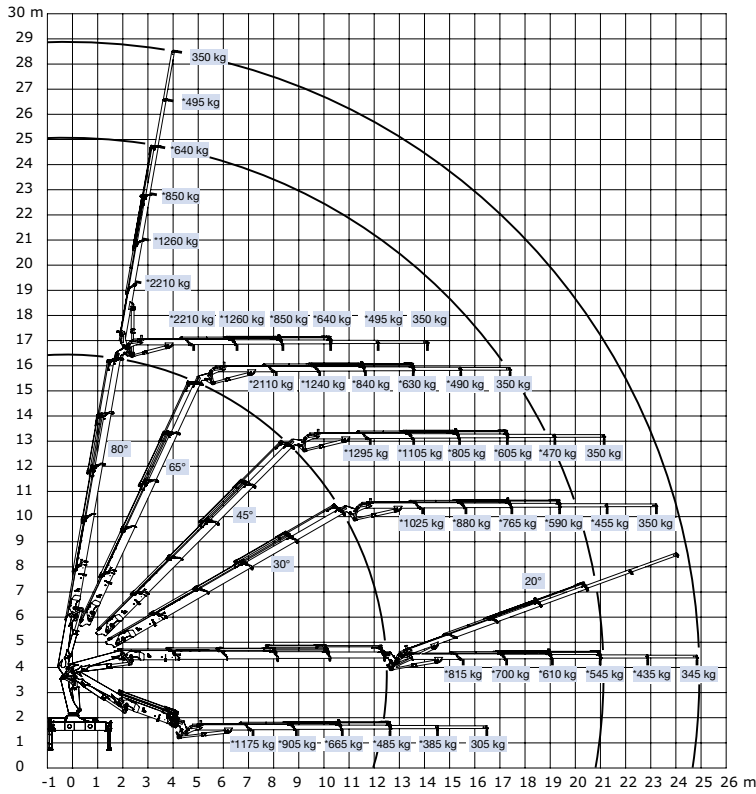
HMF 2420-K5



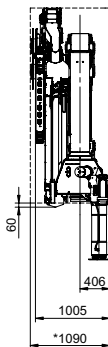
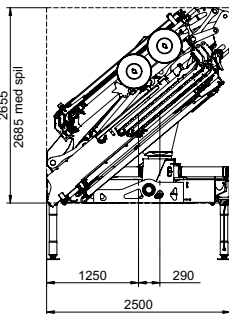
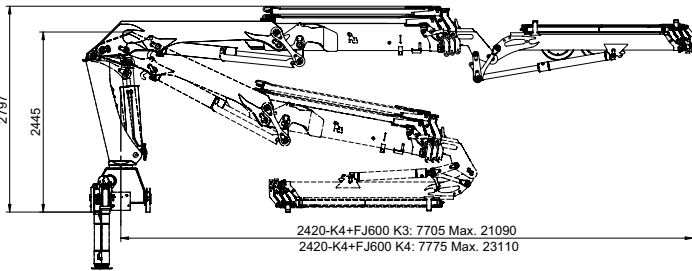
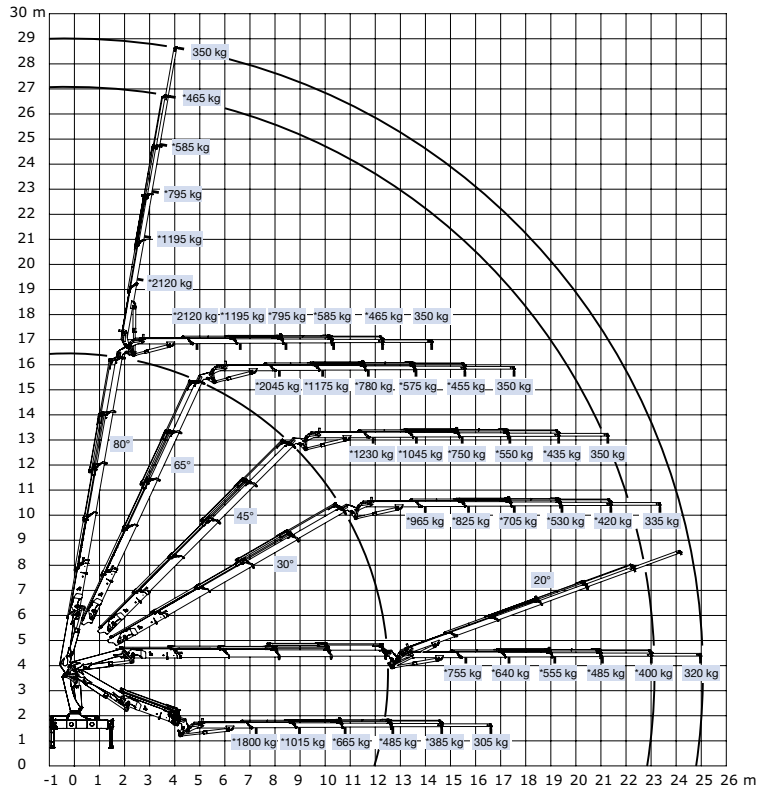
▼ Lifting capacity without manual extensions  
 ▽ Lifting capacity with manual extensions

# HMF Knuckle Boom Loader 2420-K

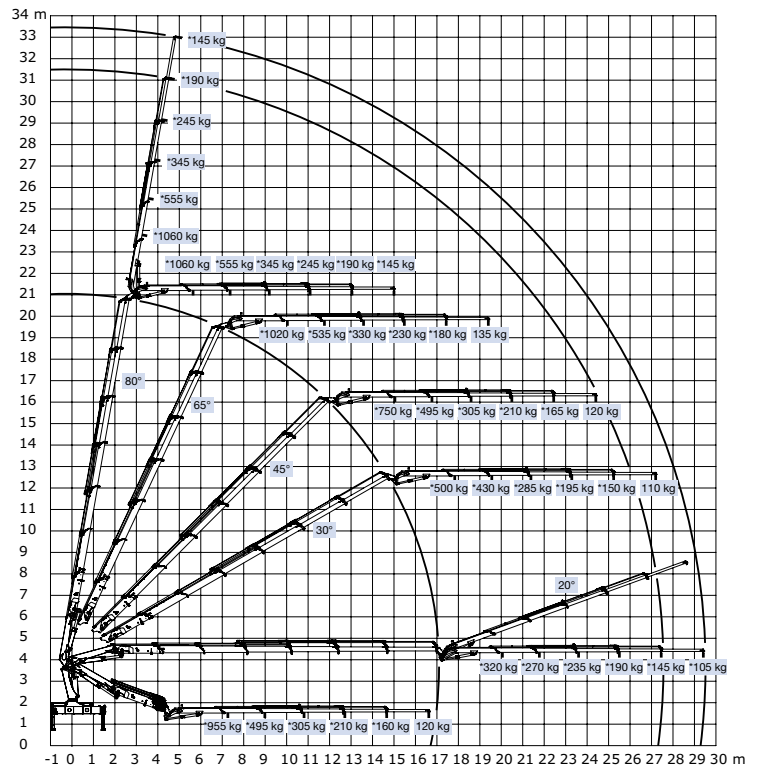
HMF 2420-K4 / FJ600-K3



HMF 2420-K4 / FJ600-K4



HMF 2420-K6 / FJ350-K4



Z008409-1

We reserve the right to introduce improvements and modifications



Højbjerg Maskinfabrik A/S • Oddervej 200 • DK-8270 Højbjerg  
Tel.: +45 8627 0800 • Fax: +45 8627 0744 • info@hmf.dk

www.hmf.dk